

Short note on status of the website, NewsLetters etc.

The Secretariat
Finn Physant

Information activities:

- 2019 R and B seminar**
- R and B articles**
- Website**
- Newsletters**
- LinkedIn**
- Pamphlet**

Website

- The present version of the website was opened in 2012 and still a state-of-the-art day-to-day working tool.
- We will keep an eye with this and – if needed – come back to you with possible update/upgrade proposals.
- For the present sites we started obtaining statistics from a Google site late 2012. Here you have some main monthly figures for the first 5 years:

Data 2013

nks.org user statistics

Year: 2013	Jan	Feb	Mar	Apr	May	Jun	Jul	Aug	Sep	Oct	Nov	Dec
Visitors	2110	841	727	1030	815	623	577	643	1249	967	742	578
Unique visitors	1342	642	550	718	562	459	415	481	803	628	546	459
New visitors	1226	539	474	584	448	374	348	406	648	511	461	397
Return visitors	884	302	253	446	367	249	229	237	601	456	281	181
Av. session time	156	145	152	160	200	170	152	146	213	200	169	215

Data 2014

nks.org user statistics

Year: 2014	Jan	Feb	Mar	Apr	May	Jun	Jul	Aug	Sep	Oct	Nov	Dec
Visitors	878	1011	969	722	659	717	823	762	904	865	712	736
Unique visitors	672	763	771	581	471	499	696	620	680	625	536	578
New visitors	380	370	296	203	243	298	178	207	332	356	231	221
Return visitors	498	641	673	519	416	419	645	555	572	509	481	515
Av. session time	156	129	131	151	267	197	155	148	178	220	241	198

Data 2015

nks.org user statistics

Year: 2015	Jan	Feb	Mar	Apr	May	Jun	Jul	Aug	Sep	Oct	Nov	Dec
Visitors	1067	723	1046	848	864	877	673	869	1207	1037	923	822
Unique visitors	751	547	857	648	670	642	524	627	818	665	568	571
New visitors	431	244	249	272	279	551	481	553	680	524	459	440
Return visitors	636	479	797	576	585	326	192	316	527	513	464	382
Av. session time	220	185	137	175	166	150	149	140	180	183	166	165

Data 2016

nks.org user statistics

Year: 2016	Jan	Feb	Mar	Apr	May	Jun	Jul	Aug	Sep	Oct	Nov	Dec
Visitors	1523	730	724	792	845	854	584	664	890	1042	915	594
Unique visitors	903	522	536	579	670	589	459	513	621	705	555	420
New visitors	684	403	448	511	583	332	166	460	542	591	478	374
Return visitors	839	327	276	281	262	522	418	204	348	451	437	220
Av. session time	163	184	144	211	137	166	143	161	235	213	227	170

Data 2017

nks.org user statistics

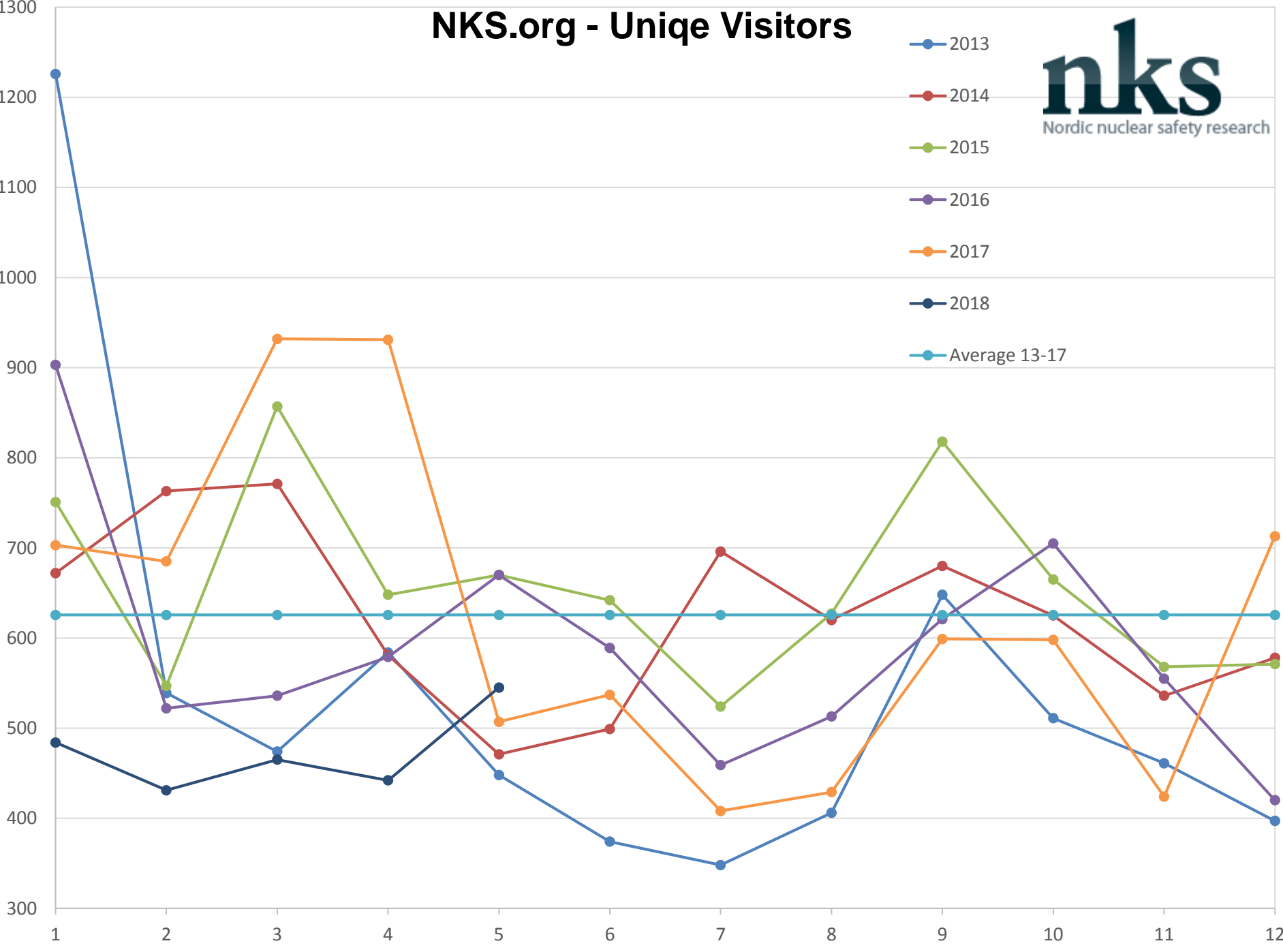

Year: 2017	Jan	Feb	Mar	Apr	May	Jun	Jul	Aug	Sep	Oct	Nov	Dec
Visitors	1201	1147	1464	1785	731	731	512	574	836	898	628	846
Unique visitors	703	685	932	931	507	537	408	429	599	598	424	713
New visitors	613	582	799	719	482	456	359	369	531	480	358	654
Return visitors	588	565	665	1066	299	275	153	205	305	418	270	192
Av. session time	170	86	69	67	151	113	131	165	149	167	128	60

Data 2018

nks.org user statistics

Year: 2018	Jan	Feb	Mar	Apr	May	Jun	Jul	Aug	Sep	Oct	Nov	Dec
Visitors	829	602	661	585	697							
Unique visitors	484	431	465	442	545							
New visitors	390	354	394	389	487							
Return visitors	439	248	267	206	210							
Av. session time	167	111	155	138	137							

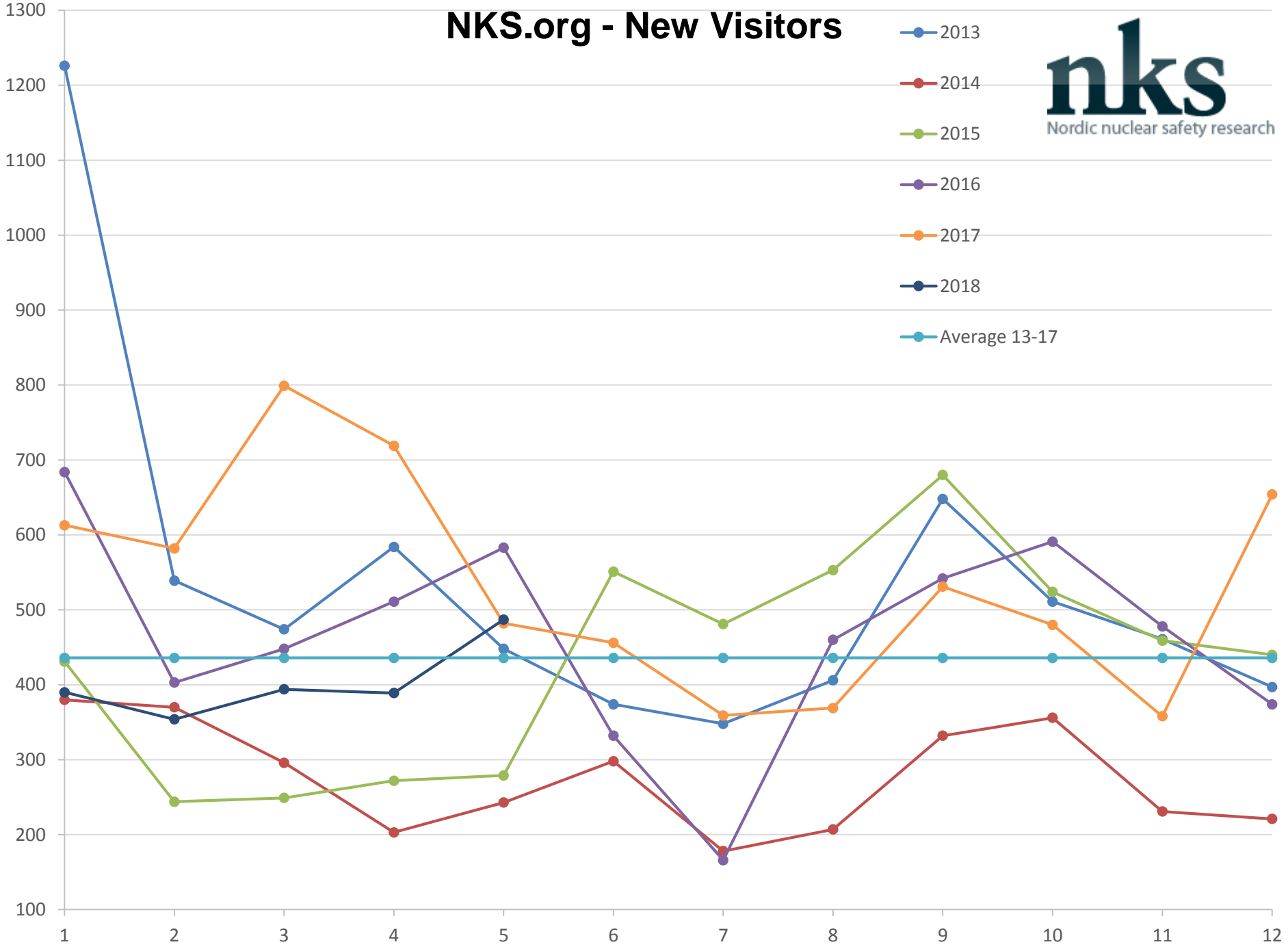
NKS.org - Unique Visitors



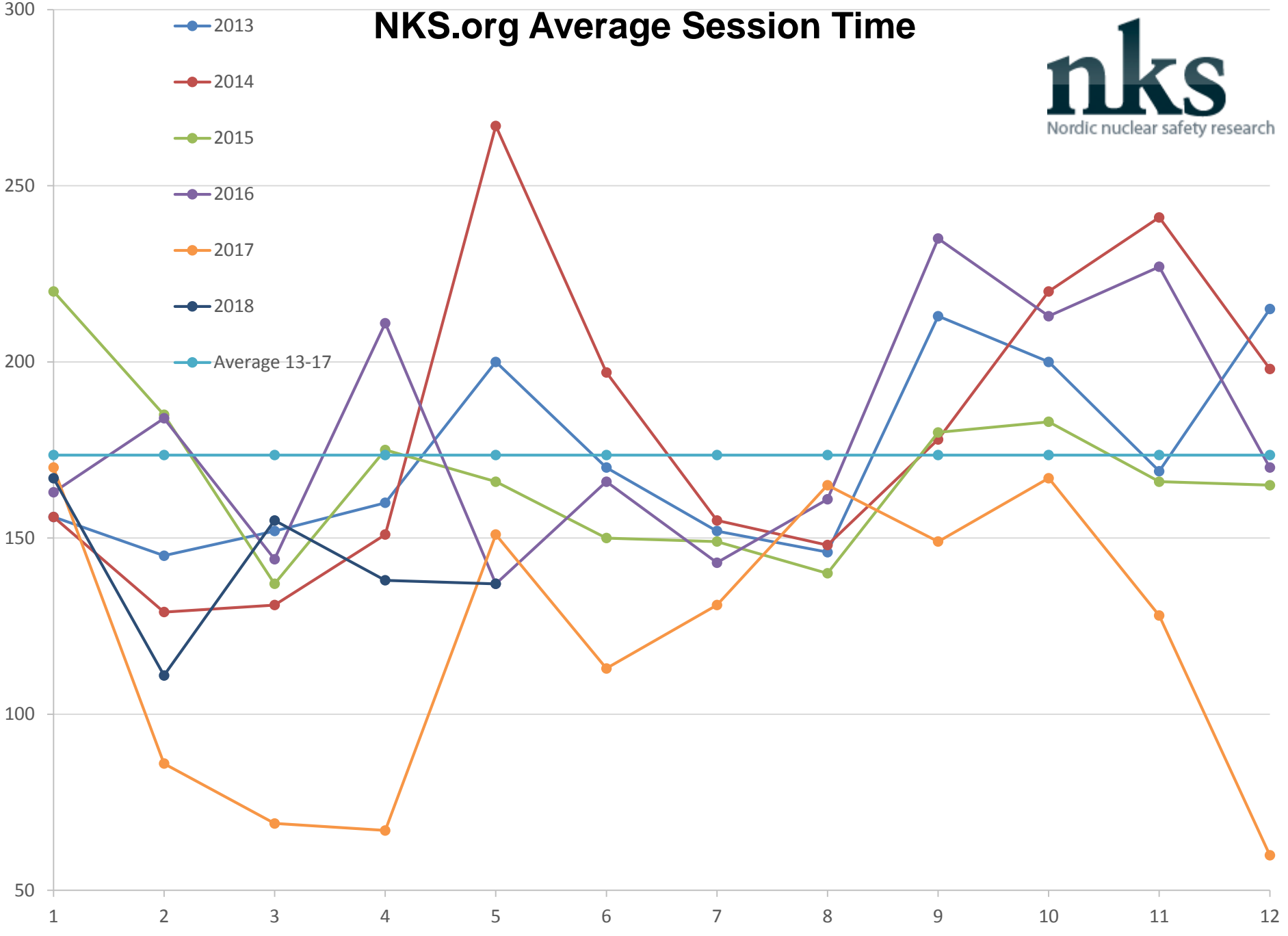
NKS.org - New Visitors



- 2013
- 2014
- 2015
- 2016
- 2017
- 2018
- Average 13-17



NKS.org Average Session Time



NewsLetters and NewsFlashes

- Since the last board meeting two NewsFlashes have been distributed.
- January 25: summary report from the January board meeting.
- May 3: upcoming seminars, new publications, young scientist travel assistance and NKS on LinkedIn.
- A NewsLetter was distributed a week before this meeting.
- A NewsFlash will be prepared for distribution within a week after this meeting including a summary report from today's meeting.
- There is a list of more than 500 e-mail addresses, to which our electronic letters are forwarded.

Other kinds of info material –new pamphlet

- A new and updated version of the pamphlet “Nordic Nuclear Safety Research” was published in 2017 and a new and updated version will be published in 2018 shortly before the 2019 seminar.